



### District Report Card: 2017


<b>State:</b> Nagaland	<b>District:</b> Peren
<b>Class:</b> 8	<b>Subject:</b> Language
<b>Schools:</b> 22	<b>Students:</b> 359


### Participation/Coverage


#### Students

<b>GENDER</b> 	Boys		Girls	
	Number	%	Number	%
	158	44.01	201	55.99

<b>AREA</b> 	Rural		Urban	
	Number	%	Number	%
	320	89.14	39	10.86

<b>CATEGORY</b> 	SC		ST		OBC		GEN	
	Number	%	Number	%	Number	%	Number	%
	1	0.28	337	93.87	12	3.34	9	2.51

<b>CWSN</b> 	LD	VI	HI	S&LD	ID	Oth
	3	2	1	10	0	0

<b>Management</b> 	Government		Government-aided	
	Number	%	Number	%
	359	100.00	0	0.00

### Average Performance of Students in Language (%)

Overall	Gender		Area		Management		Social Group			
	Male	Female	Rural	Urban	Govt.	Aided	SC	ST	OBC	GEN
49.97	48.73	50.95	49.54	53.50	49.97	0.00	26.67	50.64	40.00	40.74

### Performance on Learning Outcomes (LOs)

Learning Outcomes	Description	Average Performance(%)
L813	Read textual/non-textual materials with comprehension and identifies the details, characters, main idea and sequence of ideas and events while reading	49.97

Range of Performance of Students who Answered Correctly							
Below 30%		30% - 50%		50% - 75%		Above 75%	
Number	%	Number	%	Number	%	Number	%
58	16.16	124	34.54	149	41.50	28	7.80

### Lowest Performing Learning Outcomes (LOs)

1 - Read textual/non-textual materials with comprehension and identifies the details, characters, main idea and sequence of ideas and events while reading (49.97)